

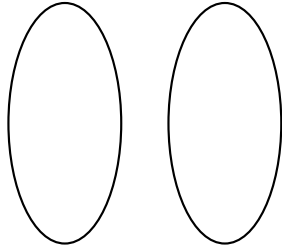
What relation are you?

Student worksheet

1. A map of the Himalayas.

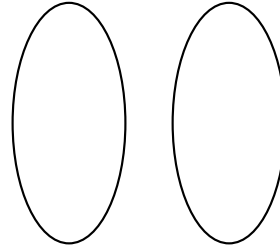
A place is at height x m above sea level.

Where is it on the map?



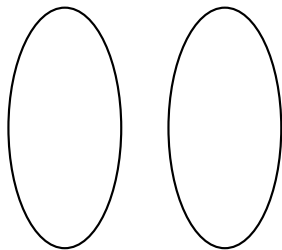
2. People who were eligible to vote in the last General Election.

Who did you vote for?



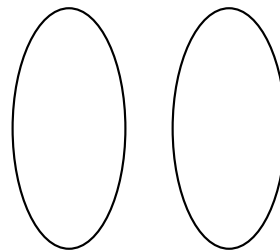
3. People who voted in the last General Election.

Who did you vote for?



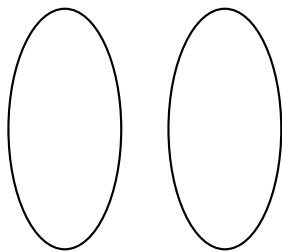
4. You and your friends

Who do you and your friends follow on Twitter?



5. All real numbers

A number is rounded to the nearest whole number. What is it?



6. People

What does your right thumb print look like?

